

About OPD - Out Patient

OPD or the out patient department is a **wing of the hospital where the patient can seek consultation with a general physician or a specialist to discuss the health issues.**

In a hospital, it is the general OPD ward **where patients are provided medical assistance and treatment.** Under an OPD category, you are not required to stay or get admitted to the hospital. Modern OPDs provide a wide range of services such as illness diagnosis, medical tests and minor surgical injuries.

SMART HOSPITAL Smart Hospital & Research Center Search By Patient Name 610 Bed Status

- Dashboard
- Billing
- Appointment
- OPD - Out Patient**
- IPD - In Patient
- Pharmacy
- Pathology
- Radiology
- Blood Bank
- Ambulance
- Front Office
- Birth & Death Record
- Human Resource
- Referral
- TPA Management

OPD Patient

Search...

Name	Patient Id	Guardian Name	Gender	Phone	Consultant	Last Visit	Total Recheckup
Ania Jobs	13	Martin Jobs	Female	876645456	Amit Singh (9009)	02.11.2021 06:00 PM	2
Martin Biden	20	George Baiden	Male	785675675	Sansa Gomez (9008)	01.11.2021 05:44 AM	1
Olivier Thomas	1	Edward Thomas	Male	7896541230	Amit Singh (9009)	30.10.2021 10:00 AM	3
Reshu Jain	19		Female	789654130	Amit Singh (9009)	28.10.2021 07:00 PM	1
Soumya Rao	14	Rakesh Rao	Female	78674565546	Sansa Gomez (9008)	28.10.2021 06:24 PM	1
Maria Fernandis	4	Mariana Fernandis	Female	544454587	Sonia Bush (9002)	28.10.2021 11:28 AM	2
Mukul singh	16	Mahesh	Male	65745656	Sansa Gomez (9008)	28.10.2021 09:08 AM	1
Kevline	18		Female	8527419630	Sonia Bush (9002)	28.10.2021 09:06 AM	1
John Marshall	2	Smith Marshall	Male	9856475632	Amit Singh (9009)	28.10.2021 12:00 AM	2
Smith	10		Male	898753445	Sonia Bush (9002)	25.10.2021 11:43 AM	2
Aditya Namdeo	5	Piyush Namdeo	Male	67456546	Sonia Bush (9002)	25.10.2021 11:27 AM	1
Olive Dom	7	PeterThomas	Male	7856765	Amit Singh (9009)	15.10.2021 07:00 PM	1
James Dev	3	Kane Stark	Male	9874563251	Amit Singh (9009)	15.10.2021 06:00 PM	1
John Smith	6	Yeohs	Male	3698521470	Sonia Bush (9002)	01.10.2021 02:56 PM	1

Records: 1 to 14 of 14

How to add patient in OPD - Out Patient?

OPD (Out Patient Department) module is for managing out patient who just come for doctor for their issue/disease checkup.

To add new OPD patient click on **+ Add Patient** button now enter Select Patient from dropdown or add **+New Patient, Guardian Name, Gender, Age, Blood Group, Marital Status, Patient Photo, Phone, Email, Address, Remarks, Any Known Allergies, Height, Weight, BP, Symptoms, Note, Appointment Date, Case, Casualty, Old Patient, TPA (Third Party Administrator), Reference, Consultant Doctor, Charge Category, Charge, Tax, Standard Charges, Applied Charges, Amount, Payment Mode, Paid Amount** and select **Live Consultation** (if yes than live consultation for the patient will create and it will list on patient profile Live Consultation tab).

The form contains the following fields:

- Height, Weight, BP, Pulse, Temperature, Respiration
- Symptoms Type, Symptoms Title, Symptoms Description
- Note, Any Known Allergies
- Appointment Date, Case
- Casualty, Old Patient
- TPA, Reference
- Consultant Doctor
- Charge Category, Charge
- Tax, Standard Charge (\$)
- Applied Charge (\$), Amount (\$)
- Payment Mode, Paid Amount (\$)
- Live Consultation

Buttons: Save & Print, Save

After adding patient it will list on OPD Patient list page.

OPD Patient

Search...

100

Name	Patient Id	Guardian Name	Gender	Phone	Consultant	Last Visit	Total Recheckup
Ania Jobs	13	Martin Jobs	Female	876645456	Amit Singh (9009)	02.11.2021 06:00 PM	2
Martin Biden	20	George Baiden	Male	785675675	Sansa Gomez (9008)	01.11.2021 05:44 AM	1
Olivier Thomas	1	Edward Thomas	Male	7896541230	Amit Singh (9009)	30.10.2021 10:00 AM	3
Reshu Jain	19		Female	789654130	Amit Singh (9009)	28.10.2021 07:00 PM	1
Soumya Rao	14	Rakesh Rao	Female	78674565546	Sansa Gomez (9008)	28.10.2021 06:24 PM	1
Maria Fernandis	4	Mariana Fernandis	Female	544454587	Sonia Bush (9002)	28.10.2021 11:28 AM	2
Mukul singh	16	Mahesh	Male	65745656	Sansa Gomez (9008)	28.10.2021 09:08 AM	1
Kevline	18		Female	8527419630	Sonia Bush (9002)	28.10.2021 09:06 AM	1
John Marshall	2	Smith Marshall	Male	9856475632	Amit Singh (9009)	28.10.2021 12:00 AM	2
Smith	10		Male	898753445	Sonia Bush (9002)	25.10.2021 11:43 AM	2
Aditya Namdeo	5	Piyush Namdeo	Male	67456546	Sonia Bush (9002)	25.10.2021 11:27 AM	1
Olive Dom	7	PeterThomas	Male	7856765	Amit Singh (9009)	15.10.2021 07:00 PM	1
James Dev	3	Kane Stark	Male	9874563251	Amit Singh (9009)	15.10.2021 06:00 PM	1
John Smith	6	Yeohs	Male	3698521470	Sonia Bush (9002)	01.10.2021 02:56 PM	1

Records: 1 to 14 of 14

OPD Patient Visits

Visits tab has all details of patient visit. To check OPD patient details click on Show icon, here you will see 5 tabs includes **Overview, Visits, Lab Investigation, Treatment History** and **Timeline**.

- Dashboard
- Billing
- Appointment
- OPD - Out Patient**
- IPD - In Patient
- Pharmacy
- Pathology
- Radiology
- Blood Bank
- Ambulance
- Front Office
- Birth & Death Record
- Human Resource
- Referral

Overview Visits Lab Investigation Treatment History Timeline

OLIVIER THOMAS (1)



Gender: Male
 Age: 39 Year 3 Month 13 Days
 Guardian Name: Edward Thomas
 Phone: 7896541230

Known Allergies:

- 1. Change in mental status such as confusion or hallucinations. 2. Fatigue

Findings:

- Stomach pain Typhoid fever and paratyphoid fever have similar symptoms. People usually have a sustained fever (one that doesn't come and go) that can be as high as 103–104°F (39–40°C).
- Damaged Hair Hair damage is more than just split ends. Extremely damaged hair develops cracks in the outside layer (cuticle). Once the cuticle lifts (opens), your hair is at risk for further damage and breakage. It may also look dull or frizzy and be difficult to manage

Symptoms:

- Cramps and injuries Muscle pain: Muscle spasms, cramps and injuries can all cause muscle pain. Some infections or tumors may also lead to muscle pain. Tendon and ligament pain: Ligaments and tendons
- Atopic dermatitis (Eczema) Atopic dermatitis usually develops in early childhood and is more common in people who have a family history of the condition.
- Thirst Thirst is the feeling of needing to drink something. It occurs whenever the body is dehydrated for any reason. Any condition that can result in a loss of body water can lead to thirst or excess

CONSULTANT DOCTOR

Sonia Bush (9002)

Amit Singh (9009)

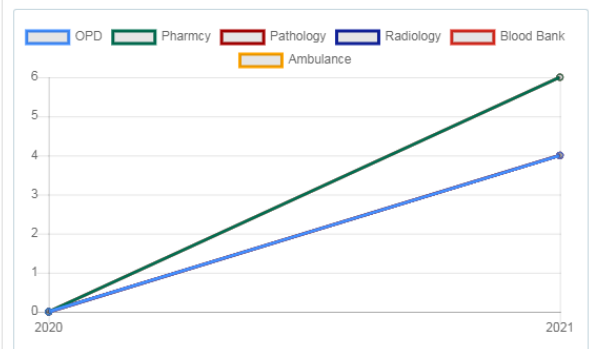
TIMELINE

26.10.2021

Next week is to diabetic test.

Abbott's new FreeStyle Libre Flash Glucose Monitoring System, approved Wednesday by the Food and Drug Administration, uses a small sensor attached to the upper arm. Patients wave a reader device over it to see the current blood sugar level and changes over the past eight hours

MEDICAL HISTORY



VISIT DETAILS

OPD No	Case ID	Appointment Date	Consultant	Reference	Symptoms
OPDN32	38	05.11.2021 10:00 AM	Amit Singh (9009)		Cramps and injuries Muscle pain: Muscle spasms, cramps and injuries can all cause muscle pain. Some infections or tumors may also lead to muscle pain. Tendon and ligament pain: Ligaments and tendons
OPDN17	20	27.10.2021 07:02 AM	Sonia Bush (9002)		
OPDN12	15	25.10.2021 10:00 AM	Amit Singh (9009)		Thirst Thirst is the feeling of needing to drink something. It occurs whenever the body is dehydrated for any reason. Any condition that can result in a loss of body water can lead to thirst or excess

LAB INVESTIGATION

Test Name	Case ID	Lab	Sample Collected	Expected Date	Approved By
Cardiac MRI (CMRI)	15	Pathology		27.10.2021	
Abdomen X-rays (AX)	16	Pathology	Belina Turner (9005) In-House Pathology Lab 27.10.2021	28.10.2021	Reyan Jain (9011) 27.10.2021
Chest X-rays (c)	16	Pathology	Belina Turner (9005) In-House Pathology Lab 28.10.2021	28.10.2021	Sonia Bush (9002) 27.10.2021
Chest X-rays (c)	15	Pathology	Belina Turner (9005) In-House Pathology Lab 01.11.2021	02.11.2021	Amit Singh (9009) 01.11.2021
Abdomen X-rays (AX)	15	Pathology	Belina Turner (9005) In-House Pathology Lab 01.11.2021	02.11.2021	

TREATMENT HISTORY

OPD No	Case ID	Appointment Date	Consultant	Symptoms
OPDN13	16	30.10.2021 10:00 AM	Amit Singh (9009)	Atopic dermatitis (Eczema) Atopic dermatitis usually develops in early childhood and is more common in people who have a family history of the condition.

Under Visit tab we will get some more tabs which will show other details also for OPD patients those are **Medication, Operations, Charges and Payments**. Now let's have a look for these options in more

details-

Overview

This section describes patients all details like patients Allergies, Findings Symptoms, Consultant Doctors, Timeline Medical History, Lab investigation etc. of particular visit.

SMART HOSPITAL
Smart Hospital & Research Center

Search By Patient Name
🇺🇸
🏠
📞 Bed Status
📅
👤

- Dashboard
- Billing
- Appointment
- OPD - Out Patient
- IPD - In Patient
- Pharmacy
- Pathology
- Radiology
- Blood Bank
- Ambulance
- Front Office
- Birth & Death Record
- Human Resource
- Referral
- TPA Management
- Finance
- Messaging

Overview
Visits
Medication
Lab Investigation
Operations
Charges
Payments
Live Consultation
Timeline

RESHU JAIN (19)

Gender: Female

Age: 22 Days

Guardian Name:

Phone: 789654130

Case ID: 30

OPD No: OPDN25

Known Allergies:

Findings:

- Diarrhea or constipation Some people with typhoid fever or paratyphoid fever develop a rash of flat, rose-colored spots.

Symptoms:

- Thirst Thirst is the feeling of needing to drink something. It occurs whenever the body is dehydrated for any reason. Any condition that can result in a loss of body water can lead to thirst or excess
- Atopic dermatitis (Eczema) Atopic dermatitis usually develops in early childhood and is more common in people who have a family history of the condition.

CONSULTANT DOCTOR

Amit Singh (9009)

Timeline

29.10.2021

Primary care physician

Your doctor may perform blood tests to check for the disease, depending on your symptoms or risk factors. If you do have diabetes, your doctor may prescribe medication and manage your condition. They may also refer you to a specialist to help monitor your treatment.

29.10.2021

Primary care physician

Your doctor may perform blood tests to check for the disease, depending on your symptoms or risk factors. If you do have diabetes, your doctor may prescribe medication and manage your condition. They may also refer you to a specialist to help monitor your treatment.

OPD PAYMENT/BILLING

80.16% \$404.00/\$504.00

PHARMACY PAYMENT/BILLING

0% \$0/\$0

PATHOLOGY PAYMENT/BILLING

100.00% \$195.00/\$195.00

RADIOLOGY PAYMENT/BILLING

100.00% \$192.00/\$192.00

BLOOD BANK PAYMENT/BILLING

0% \$0/\$0

AMBULANCE PAYMENT/BILLING

0% \$0/\$0

MEDICATION

Date	Medicine Name	Dose	Time	Remark
29.10.2021	Alprovit	1 ((ML))	12:00 AM	
29.10.2021	Alprovit	1 ((ML))	01:00 PM	
29.10.2021	Alprovit	1 ((ML))	12:00 PM	
30.10.2021	ADCO-AMOXYCILLIN	1 (Hour)	02:00 PM	
30.10.2021	AMOXIL SF	1/2 (Day)	12:00 PM	

LAB INVESTIGATION

Test Name	Lab	Sample Collected	Expected Date	Approved By
Abdomen X-rays (AX)	Pathology	Belina Turner (9005) Pathology : In-House Pathology Lab 29.10.2021	30.10.2021	Approved By :
Abdomen X-rays (AX)	Radiology	John Hook (9006) Radiology : In-House Radiology Lab 29.10.2021	30.10.2021	Approved By :

OPERATION

Reference No	Operation Date	Operation Name	Operation Category	OT Technician
OTREF15	29.10.2021 01:00 PM	Tooth extraction	ENT and Oral Surgery	

CHARGES

Name	Charge Type	Standard Charge (\$)	Tax	Applied Charge (\$)	Amount (\$)
Consultation Fees	OPD	150.00	(20.00%) 30.00	150.00	180.00
OPD Service	OPD	120.00	(20.00%) 24.00	120.00	144.00
Eye Check-up	Procedures	150.00	(10.00%) 0.00	0.00	0.00
Consultation Fees	OPD	150.00	(0.00%) 0.00	150.00	180.00

PAYMENT

Transaction ID	Date	Note	Payment Mode	Paid Amount (\$)
TRANID159	28.10.2021 07:00 PM		Cash	180.00
TRANID138	29.10.2021 12:23 PM		Transfer to Bank Account	44.00
TRANID125	28.10.2021 07:00 PM		Cash	180.00

LIVE CONSULTATION

Consultation Title	Date	Created By	Created For	Patient
Online consult for Checkup ID:28	28.10.2021 07:00 PM	Self	Amit Singh (Doctor : 9009)	Reshu Jain (Patient : 19)

© 2021 Smart Hospital & Research Center

Add New Checkup

To add new OPD Checkups click on **+ New Checkup** button. Here enter **Any Known Allergies, Height, Weight, BP, Symptoms, Note, Appointment Date, Case, Casualty, Old Patient, TPA (Third Party Administrator), Reference, Consultant Doctor, Charge Category, Charge, Tax, Standard Charges,**

Applied Charges, Amount, Payment Mode, Paid Amount and select **Live Consultation** (if yes than live consultation for the patient will create and it will list on patient profile Live Consultation tab) and click on **Save** button.

Patient Details ✕

Reshu Jain (19)

Female A+ Single

22 Days

789654130

reshu@gmail.com

Any Known Allergies

Remarks

TPA ID

TPA Validity

National Identification Number

Height Weight BP Pulse Temperature Respiration

Symptoms Type Symptoms Title Symptoms Description

Any Known Allergies Note

Appointment Date * 28.10.2021 07:00 PM Case

Casualty No Old Patient No

TPA Star Health Insurance Reference

Consultant Doctor * Amit Singh (9009)

Charge Category Charge *

Tax Standard Charge (\$)

Applied Charge (\$) * Amount (\$) *

Payment Mode Cash Paid Amount *

Live Consultation No

Save & Print
Save

Add Prescription

To add prescription for OPD patient, go to OPD- out patient list click on OPD patient details (for this show details button icon will show when you mouse hover at Total Recheck up column) then click on **Visits** tab Now here you will find Add Prescription option at Visits tab.

When you click on Add prescription button it will open add prescription page.

Here in Add Prescription you can add **Header Notes, Findings details (Symptoms finding in patient), Medicines, Footer Note**, also in add prescription page you can prescribed **Pathology and Radiology** tests to patient and send notification from **Notification To** option to staff members.

SMART HOSPITAL
Smart Hospital & Research Center
Search By Patient Name

- Dashboard
- Billing
- Appointment
- OPD - Out Patient
- IPD - In Patient
- Pharmacy
- Pathology
- Radiology
- Blood Bank
- Ambulance

Overview
Visits
Lab Investigation
Treatment History
Timeline

Search...

100

OPD No	Case ID	Appointment Date	Consultant	Reference	Symptoms	Action
OPDN29	34	28.10.2021 07:00 PM	Amit Singh (9009)		Thirst Thirst is the feeling of needing to drink something. It occurs whenever the body is dehydrated for any reason. Any condition that can result in a loss of body water can lead to thirst or excess	Rx 📄 🗑️ 🔗
OPDN25	30	28.10.2021 07:00 PM	Amit Singh (9009)		Atopic dermatitis (Eczema) Atopic dermatitis usually develops in early childhood and is more common in people who have a family history of the condition.	Rx 📄 🗑️ 🔗

Records: 1 to 2 of 2

✕
Add Prescription

Header Note

A Normal text ▾
Bold
Italic
Underline
Small
↶
☰
☰
↷
↵
↻

Pathology

Radiology

Notification To

Add Prescription

Admin
 Accountant
 Doctor
 Pharmacist
 Pathologist
 Radiologist
 Super Admin
 Receptionist
 Nurse

Finding Category

Finding List

Finding Description

Finding Print

Medicine Category *
Medicine *
Dose *
Dose Interval
Dose Duration
Instruction
✕

+ Add Medicine

Footer Note

A Normal text ▾
Bold
Italic
Underline
Small
↶
☰
☰
↷
↵
↻

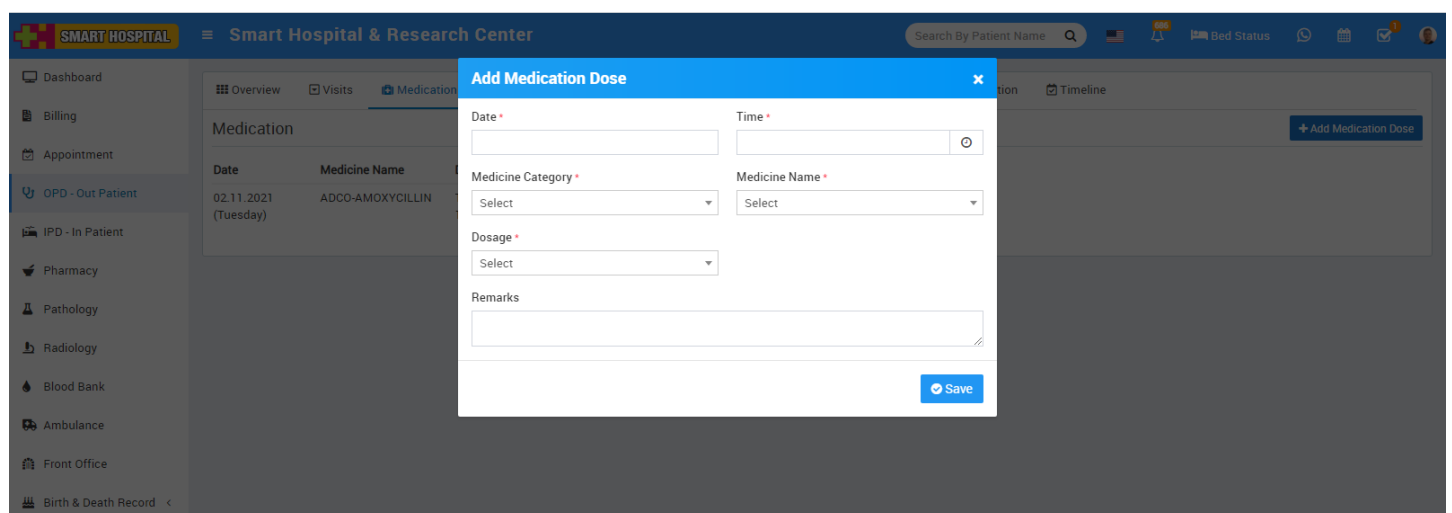
Save & Print
Save

Medication

Medication is for comparing a patient's medication orders to all of the medications that the patient has been taking. This reconciliation is done to avoid medication errors such as omissions, duplications, dosing errors, or drug interactions.

To add medication for OPD patient go to **OPD – Out Patient** then click to detail option (show button icon will show for this at last column on mouse hover) then click on OPD no (under which OPD you want to create) here you will get **Medication** tab to add Medication for patient.

To add Medication click on **+ Add Medication** here enter **Date, Time, Medication Category, Medication Name, Dosage** and **Remarks** then **Save** button.



You can view this added record in the **Medication List** under Medication tab.

To edit Medication click on **Edit** icon and to delete Medication click on **Delete** icon present in the Medication list.

Lab Investigation

In OPD patient list you can also check patient all **Pathology** and **Radiology** test under **Lab Investigation** tab.

Here in Lab Investigation List you can check all listed lab reports of. You can check lab test report details from show option available at **Action** column.

Test Name	Lab	Sample Collected	Expected Date	Approved By	Action
Abdomen X-rays (AX)	Pathology	Belina Turner (9005) Pathology : In-House Pathology Lab 01.11.2021	02.11.2021	Approved By : Reyan Jain (9011) 01.11.2021	Show
Functional MRI (RI) (FMRI)	Radiology	John Hook (9006) Radiology : In-House Radiology Lab 01.11.2021	02.11.2021	Approved By : Reyan Jain (9011) 01.11.2021	Show

Also you can print Test Report from print icon present at show report details popup.

Operations

You can add operations done for OPD patients under Operation Theatre tab. These can be small operation like dental surgeries.

To add Operation for OPD patient go to **OPD - Out Patient** then click to detail option (show button icon will show for this at last column on mouse hover) then click on OPD no (under which OPD you want to create) here you will get Operation Theatre tab to add Operations for patient.

Add Operation

Operation Category *
Select

Operation Name *
Select

Operation Date *
Select

Consultant Doctor *
Select

Assistant Consultant 1
Assistant Consultant 2

Anesthetist
Anesthesia Type

OT Technician
OT Assistant

Remark
Result

Save

After create Operation record you can view this added record at Operation Theatre.

To view added operation record click on view button icon present at **Action** column.

To edit Operation record click on **Edit** icon and to delete Operation record click on **Delete** icon present in the Operation Theatre list.

How to add charges in OPD

To add charges in for OPD patient, go to the **OPD – out patient** click on Show button present at **Action** column. After click on Show button here you will get 4 tabs that are **Overview, Visits, Lab Investigation, and Timeline**.

Now click on **Visits** tab and then click on OPD No. (for which you want to add charges) then click on **Charges** tab.

Date	Name	Charge Type	Charge Category	Qty	Standard Charge (\$)	TPA Charge (\$)	Tax	Applied Charge (\$)	Amount (\$)	Action
05.11.2021 10:00 AM	Consultation Fees	OPD	OPD Consultation Fees	1 Insurance	150.00	150.00	(20.00%) 30.00	150.00	180.00	[Print] [Edit] [Delete]
07.11.2021 02:00 PM	Others Charges	Others	Other Charges	2 Hour	130.00	150.00	(10.00%) 0.00	0.00	0.00	[Print] [Edit] [Delete]
									Total : \$180.00	

To add charges for OPD patient click on **+Add Charges** button, here you should add **Charge Type, Charge Category, Charge Name** and other details and click on **Save** button.

Add Charges [Close]

Charge Type * [Select] Charge Category * [Select] Charge Name * [Select] Standard Charge (\$) [Input] TPA Charge (\$) [Input] Qty * [1]

Date * [Input] Charge Note [Text Area] Total (\$) [0] Tax (\$) [0] Tax % [Input] Net Amount (\$) [0]

Charge Type Charge Category Charge Name Standard Charge (\$) TPA Charge (\$) Qty Total (\$) Tax (\$) Net Amount (\$) Action

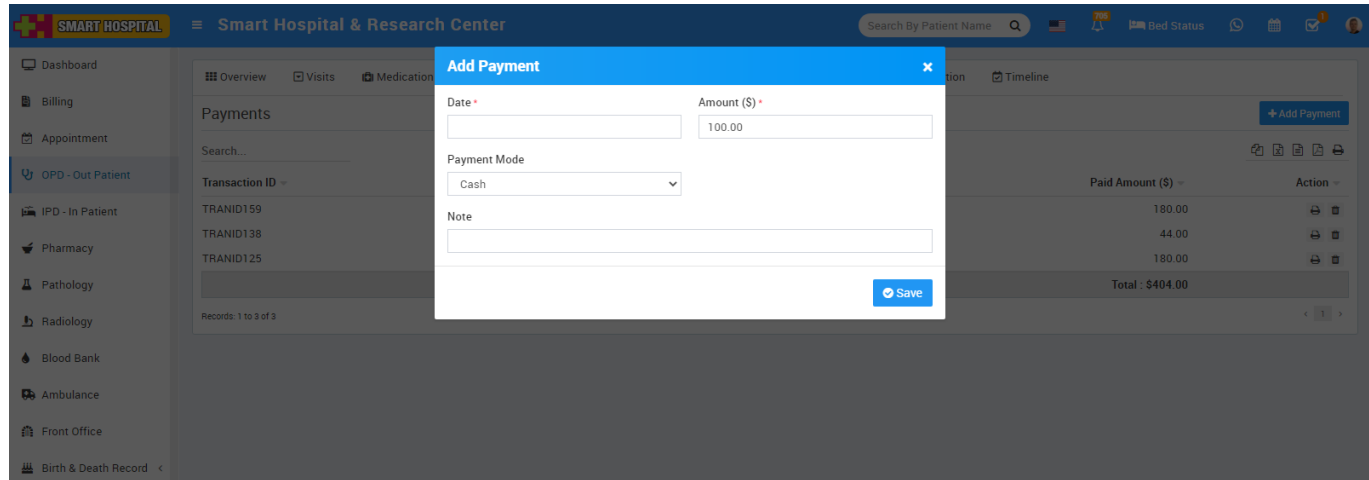
[Add] [Save]

You can also Print, Edit and Delete the applied charges from options available at **Action** column.

Add Payments in OPD

To add payment for OPD patient go to OPD – Out Patient then click to detail option (show button icon will show for this at last column on mouse hover) then click on OPD no (under which OPD you want to create) here you will get **Payment** tab to add Payment for patient.

To add new payment click on **+ Add Payment** button here enter **Date**, **payment Amount**, **Payment Mode** and **Note** then click on **Save** button.



To see patient OPD Payment details click **Payment** tab. Here you can see all payments done by patient.

Live Consultation

Using **Live Consultation** Patients can consult to doctor through zoom video call.

From OPD Live Consultation doctor can give live consultation. For this click go to OPD Out Patient here click on Show button present at **Action** column. After click on Show button here you will get 4 tabs that are **Overview, Visits, Lab Investigation, and Timeline**.

Now click on **Visits** tab and then click on OPD No. (for which you want to add charges) then click on **Live Consultation** tab.

The screenshot shows the 'Live Consultation' section of the Smart Hospital & Research Center. The interface includes a sidebar with navigation options such as Dashboard, Billing, Appointment, OPD - Out Patient, IPD - In Patient, Pharmacy, Pathology, Radiology, Blood Bank, Ambulance, Front Office, Birth & Death Record, Human Resource, and Referral. The main content area displays a table of Live Consultations with columns for Consultation Title, Date, Created By, Created For, Patient, Status, and Action. A single record is shown with a 'Start' button in the Action column.

Consultation Title	Date	Created By	Created For	Patient	Status	Action
Online consult for OPDN32 Checkup ID 34	05.11.2021 10:00 AM	Self	Amit Singh (Doctor : 9009)	Olivier Thomas (Patient : 1)	Awaited	Start

To start video call click on **Start** button present at **Action** column, you can also change status for Live consultation as **Awaited**, **Finished** or **Cancelled**.

Note - Please [click here](#) to see settings for **Live Consultation**.

OPD Timeline

From **Timeline** feature you can add any notes or quick access details regarding patient.

To add Timeline for OPD patient go to **OPD -Out Patient** then go to detail page (click on show button which will show on mouse hover at last column in OPD list). Here you will find **Timeline** tab.

To add Timeline click on **+ Add Timeline** button then enter **Title**, **Date**, **Description**, **Attach Document** and check on **Visible to the Patient** (optional) then click on **Save** button.

The screenshot shows the 'Add Timeline' modal form in the Smart Hospital & Research Center. The form includes fields for Title, Date, Description, Attach Document, and a checkbox for 'Visible to this person'. The background shows the 'Timeline' list page with a 'Primary care physician' entry.

You can view this added Timeline at **Timeline** list page.